

» WRF06I

Motion sensor

thermokon[®]
HOME OF SENSOR TECHNOLOGY

Datasheet

Subject to technical alteration
Issue date: 14.11.2019 · A100



» APPLICATION

Motion sensor for movement detection in rooms and offices specially designed for flush wall mounting. Designed for locking on control and display systems.

» SECURITY ADVICE – CAUTION



The installation and assembly of electrical equipment should only be performed by authorized personnel.

The product should only be used for the intended application. Unauthorised modifications are prohibited! The product must not be used in relation with any equipment that in case of a failure may threaten, directly or indirectly, human health or life or result in danger to human beings, animals or assets. Ensure all power is disconnected before installing. Do not connect to live/operating equipment.

Please comply with

- Local laws, health & safety regulations, technical standards and regulations
- Condition of the device at the time of installation, to ensure safe installation
- This data sheet and installation manual

» NOTES ON DISPOSAL



As a component of a large-scale fixed installation, Thermokon products are intended to be used permanently as part of a building or a structure at a pre-defined and dedicated location, hence the Waste Electrical and Electronic Act (WEEE) is not applicable. However, most of the products may contain valuable materials that should be recycled and not disposed of as domestic waste. Please note the relevant regulations for local disposal.

» PRODUCT TESTING AND CERTIFICATION



Declaration of conformity

The declaration of conformity of the products can be found on our website <https://www.thermokon.de/>.

» TECHNICAL DATA

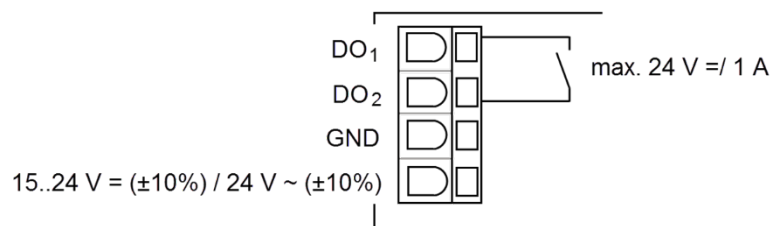
Measuring values	Motion
Output switch contact	open contact, floating for 24 V, load max. 1 A (ohmic), with follow-up time approx. 8 seconds
Power supply	15..24 V = ($\pm 10\%$) or 24 V ~ ($\pm 10\%$) SELV
Power consumption	max. 0,5 W (24 V =) 1,1 VA (24 V ~)
Sensor	PIR (passive infrared)
Detection range	range max. 10 m, horizontal 110°, vertical 93°, 80 zones
Switch ranges Feller	EDIZIOdue white
Switch ranges Gira	E2, E3, Standard55, Esprit, Event
Switch ranges Jung	A500, AS500, Aplus
Switch ranges Merten	M-Smart, M-Arc, M-Plan
Enclosure	ABS, pure white
Protection	IP20 according to EN 60529
Connection electrical	plug-in terminal max. 1,5 mm ²
Ambient condition	-20..+60 °C, max. 85% rH non-condensing
Weight	50 g
Mounting	flush mounted with standard EU box ($\varnothing=60$ mm)

» MOUNTING ADVICES

The range can considerably deviate upon changing temperature conditions. The necessary temperature difference between object for detection and the background should be at least 5°C. The speed of the object should at least amount to 0,3 to 1,0m/s. The occupancy sensor should not be mounted near interfering heat sources (e.g. lamps, radiators, fans etc.), to prevent false triggering.

For Modell WRF06l a mounting on flush boxes can only be made by means of fastening screws. Tightening material is not included in delivery range.

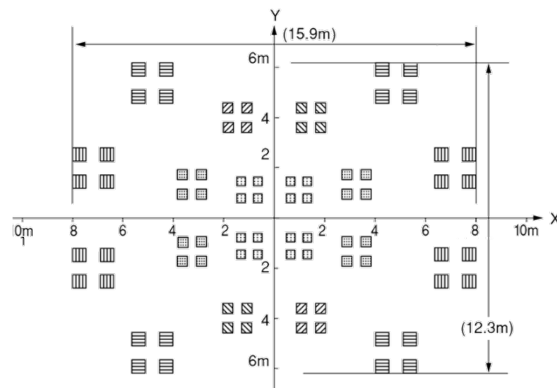
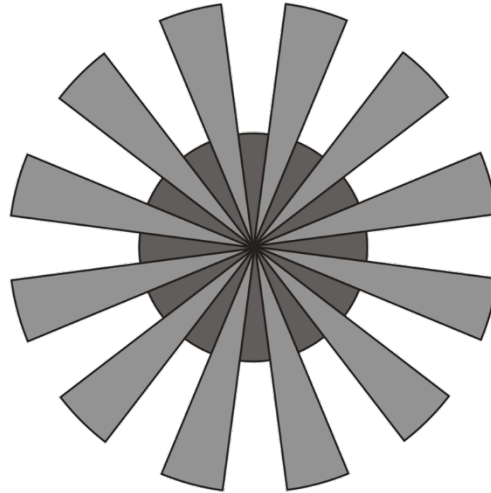
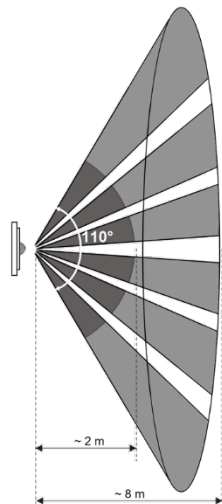
» CONNECTION PLAN



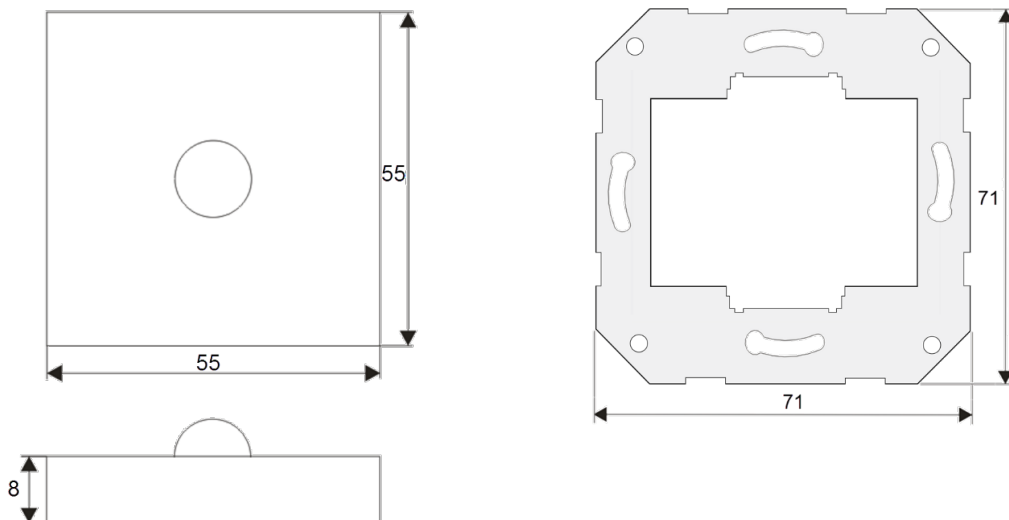
» COMMISSIONING

Remark: After having switched-on the operating voltage, the switch output is switched-on for approx. 30sec. in the stabilisation status of the sensor.

» **DETECTION RANGE (M)**



» **DIMENSIONS (MM)**



Notice: Outside dimensions are depending on the frame used of the respective switch ranges.

» **ACCESSORIES (OPTIONAL)**

Rawl plugs and screws (2 pcs. each)

Art.-Nr.: 102209